



**Rush-Henrietta Central School District**

---


# **Community Budget Forum**

March 29, 2023



# Budget Goals


- ✓ Educationally Sound
- ✓ Equitable
- ✓ Fiscally Responsible





# Budget Goals


- ✓ Maintains scope and quality of effective programs and services
- ✓ Continue to support learning recovery from pandemic impacts
- ✓ Advances school improvement priorities including:
  - Safety & Wellness
  - Student Learning
  - Equity & Inclusion
- ✓ Tax cap compliant (levy increase well under the tax cap limit)
- ✓ Provides flexibility for pandemic learning recovery and safety needs
- ✓ Continues development of reserves, including capital reserves









# Recommended Budget

- ✓ Total Expenditures: \$161,779,198
  - ✓ Budget Increase: \$ 10,153,230 (+ 6.7%)
  - ✓ Tax Rate Increase: Less than 2%
  - ✓ Tax Levy Increase: Under the Cap (+ 2.7%)
- 

A world map is mounted on a green chalkboard, appearing as if it's a pull-out map from a desk. The map shows the continents of North and South America in light blue, with the surrounding oceans in a darker blue. The map is held in place by a silver metal frame.

## **Factors Driving Base Budget Increase (6.7% - \$10.2M)**

- 
- A wooden ruler is placed vertically on the left side of the green chalkboard. The ruler is marked in inches, with numbers visible from 1 to 18. The wood has a natural grain pattern.
- ✓ **Employee Benefits (Health Ins., etc.)** + \$2,046,916 (5.4%)
  - ✓ **BOCES Special Ed & Technology** + \$2,200,211 (11.4%)
  - ✓ **Instructional Salaries** + \$2,277,826 (4.7%)
  - ✓ **Non-instructional wage increase** + \$ 916,362 (4.8%)
  - ✓ **Contractual costs (utilities)** + \$1,253,048 (15.8%)
  - ✓ **Interfund transfers (bus purchases)** + \$ 833,398 (10%)
  - ✓ **Other** + \$ 625,469

A world map is displayed in a horizontal frame at the top center of the slide, showing the continents and oceans in a light blue and green color scheme.

# Sources of Revenue

✓ Property Taxes (Tax Levy)	\$89,496,816	55%
✓ State Aid	\$57,966,097	36%
✓ Sales Tax	\$ 5,440,000	3%
✓ PILOTS	\$ 4,000,000	3%
✓ Federal Stimulus Funds	\$ 3,100,000	2%
✓ Other (Rent, Interest, etc.)	<u>\$ 1,776,285</u>	<u>1%</u>
<b>Total Revenue</b>	<b><u>\$161,779,198</u></b>	<b><u>100%</u></b>






# Property Tax Levy Cap

- ✓ Allowable Inflation Factor (Cap) +2.0%
- ✓ Adjustment for Real Growth +0.62%
- ✓ Carryover from prior year +\$1.3M
- ✓ Tax Cap Exemptions:
  - a) Pension Costs Over 2% No
  - b) Personal Liability Awards No
  - c) Taxes for Capital Projects No
- ✓ Adjusted Tax Levy Cap +4.2%
- ✓ Allowable Tax Rate +3.5%



# Recommended Tax Rate Increase


✓ Tax Levy Cap	+4.2%
✓ Tax Rate Increase Allowed by Cap	+3.5%
<hr/>	
✓ Tax Levy Budgeted	+2.7%
✓ Tax Rate Impact	+1.98%
<hr/>	
✓ Inflation Index	+8.0%
✓ Social Security COLA	+8.7%
<hr/>	







## State Aid Breakdown



Foundation Aid	\$38,467,482	+32.0%
High Excess Cost	\$ 1,959,567	- 1.0%
Private Excess Cost	\$ 776,579	+11.0%
BOCES	\$ 3,754,874	- 2.7%
Transportation	\$ 6,862,399	+ 1.5%
Building Aid	\$ 5,611,218	- 5.9%
Instructional Aids	<u>\$ 533,978</u>	<u>+ 0.3%</u>
Total State Aid	<u>\$57,966,097</u>	<u>+18.4%</u>



# Foundation Aid Gap from Formula

✓ 2023-24	<i>Fully Funded</i>
✓ 2022-23	-\$5,417,783
✓ 2021-22	-\$ 8,177,308
✓ 2020-21	-\$ 9,964,535
✓ 2019-20	-\$ 7,812,735
✓ 2018-19	-\$ 5,977,650
✓ 2017-18	-\$ 5,322,804

**Six Year Loss of Aid:      -\$42,670,815**





# Stimulus Funds Utilization


- ✓ Hourly rate increase for recruitment/retention \$ 1,230,000
- ✓ Teaching, coaching and AIS support positions \$ 810,000
- ✓ Technology, security, etc. \$ 840,000
- ✓ Summer, Tutoring, SEL supports \$ 220,000







# Recommended Budget


- ✓ Total Expenditures: \$161,779,198
  - ✓ Budget Increase: \$ 10,153,230 (+ 6.7%)
  - ✓ Tax Rate Increase: Less than 2.0% (+ 1.98%)
  - ✓ Tax Levy Increase: Under the Cap (+ 2.7%)
- 

A world map is mounted on a green chalkboard, appearing as if it's a pull-out map from a desk. The map shows the continents of North and South America in light blue, with surrounding oceans in a darker blue. The map is held in place by a silver metal frame.

# **Prior Year Comparison**

## **- Budget-to-Budget Changes -**

✓ 2023-24	6.7%
✓ 2022-23	7.5%
✓ 2021-22	4.3%
✓ 2020-21	2.5%
✓ 2019-20	4.0%


A wooden ruler is positioned vertically on the left side of the green chalkboard. The ruler is marked with inches and centimeters, and it has a natural wood grain texture.



# Prior Year Comparison

## - True Value Tax Rate Changes -

	<u>Proposed</u>	<u>Actual</u>
✓ 2023-24	1.98%	***
✓ 2022-23	1.98%	-7.42%
✓ 2021-22	0.00%	-0.71%
✓ 2020-21	1.98%	-3.71%
✓ 2019-20	1.98%	-1.28%





A small, rectangular map of the world is mounted on the wall above the chalkboard. It shows the continents and oceans in a light blue and green color scheme.

# Tax Increase Per Home

## Assessed Value

## Annual Cost\*

\$150,000

\$ 52

\$200,000

\$ 70

\$250,000

\$ 87

\$300,000

\$105



## Monroe County School Tax Rates - Current Year (Per \$1,000 of Assessed Value)

<u>District</u>	<u>Tax Rate</u>	<u>District</u>	<u>Tax Rate</u>	<u>District</u>	<u>Tax Rate</u>
1	29.21	7	23.54	13	19.85
2	27.16	8	23.27	14	19.33
3	24.84	9	22.58	15	18.44
4	24.23	10	21.33	<b>R-H</b>	<b>17.55</b>
5	24.14	11	20.94	17	17.37
6	24.04	12	20.46		



# **Propositions (Four Total)**

## **Proposition 1 – Budget Proposition**

**SHALL THE FOLLOWING PROPOSITION BE ADOPTED?**

**Resolved, that the Board of Education of the Rush-Henrietta Central School District be authorized to expend the sum set forth in the estimate of amount of money required for school purposes during the fiscal year 2023-2024 in the total amount of \$161,779,198 and to levy the necessary tax therefore.**

## **Proposition 2 – Bus Expenditures**

**SHALL THE FOLLOWING PROPOSITION BE ADOPTED?**

**Resolved, that the Board of Education of the Rush-Henrietta Central School District be authorized to expend the sum of up to \$3,600,000 to be funded from the 2016 Bus Purchase Reserve, the balance in existing Capital Fund bus purchase funds, and the General Fund Transfer for the purchase and replacement of vehicles for the transportation of district students.**






# Capital Expenditure Proposition

## Proposition 3 – Capital Expenditures

### SHALL THE FOLLOWING PROPOSITION BE ADOPTED?



Resolved, that the Board of Education of the Rush-Henrietta Central School District be authorized to expend the sum of up to \$26,600,000 to be funded from undesignated balances in the Capital Fund and from the 2020 and 2022 Capital Reserve Funds for the rehabilitation and reconstruction of the school facilities and districtwide systems including, without limitation, the Burger, Crane, Fyle, Leary, Roth, Sherman, Sperry, Vollmer, Webster, and Winslow schools; the Parker Administration Building; the John R. “Jack” Gaffney West Henrietta Education Building; the TOC; the Good Shepherd buildings including razing of the old parish office and garage; such projects to include, without limitation, roof replacements; boiler replacements; sidewalk, parking lot, and bus loop replacement; classroom renovations including carpet, flooring, ceiling and lighting replacement; HVAC upgrades; ADA compliance; health, safety, and security projects including a High School secure vestibule and districtwide exterior door electronic access upgrades; High School pool and locker room renovations; door and window replacement; freezer/cooler replacement and renovation; clock system upgrades; fire alarm system upgrades; computer and media-related cabling; building exterior and interior upgrades and repairs; telephone and public address systems; lavatory renovations and installation; purchase of equipment; water heater replacements; emergency generators; food service equipment replacement; auditorium refurbishment; Good Shepherd to Webster move costs including Webster building renovations and new playground; office renovations; site improvements; electronic building security systems and security cameras.



## **Land Acquisition Proposition**

### **Proposition 4 – Purchase of Real Property – 1871 Lehigh Station Road SHALL THE FOLLOWING PROPOSITION BE ADOPTED?**

Resolved, that the Board of Education of the Rush-Henrietta Central School District be authorized to expend the sum of up to \$275,000, to be funded by a General Fund Transfer to Capital account, for the purchase of property, located at 1871 Lehigh Station Road, consisting of approximately 4.7 acres, to be potentially developed to enhance the Senior High School facility and parking; with future intent to raze the existing house and barn on the property.



# 2023-24 Bus Purchase Plan

<u>Bus Type</u>	<u>Cost Per</u>	<u>Qty.</u>	<u>Total Cost</u>
Large – Propane (66 Passenger, 3/ seat)	\$246,057	10	\$2,460,570
Mid-size (28 passenger, 3/ seat)	\$ 126,240	7	\$ 883,680
¾ Size Large wheelchair bus – Propane	\$ 248,567	1	\$ 248,567
Total Cost of Buses			<u>\$3,592,817</u>

- ❑ Propane fueling station constructed Fall 2018 utilizing Senator Gallivan \$400K grant
- ❑ Large buses are replaced every 10 years, mid-sized buses replaced every 6 – 7 years
- ❑ Propane bus purchases will increase the propane bus fleet to 89, out of 95 large buses







# Vote Location



**Vote**



**Tuesday, May 16, 2023**

Vote at the Transportation & Operations Center  
1133 Lehigh Station Road  
6 AM – 9 PM

**Meet the Candidates**

**Thursday, April 27, 2023**

Parker Administration Building  
2034 Lehigh Station Road  
6:30 PM



# Questions

