

## SchoolTool Mobile Application

The **SchoolTool mobile application** is now available. Parents and students will be able to log in to see information about current schedules, assignments and attendance.

### Downloading the App

The SchoolTool mobile app is available in the following locations:

From the **App Store** (for Apple devices):



From the **Play Store** (for Android):



### Search for: SchoolTool Mobile

### Logging In

After installing and opening the mobile app, first time users will be prompted to enter their credentials:

The following fields are required:

**URL:** <https://schooltool.rhnet.org/schooltool/>

**User Name:** This is your email address

**Password:** The password used to log into SchoolTool. If you wish to save your credentials and remain logged in, check the "Stay logged in" option.

**Note:** Passwords cannot be changed from within the App. If your password changes, you will be logged out and will need to re-enter credentials.

### Menu

You can access the navigation menu at any time by clicking on the three bars next to the word schooltool (gold header)

## Home Screen

You will see a Home Screen that shows data for each student for whom you have access.

Click on a student name to view:

**Courses:** This shows the student's current location, their courses and their full schedule.

**Contacts:** This will show the student's contacts.

**Grades:** This will show previous and current marking period grades and comments. Grades are available soon after the report cards are mailed home.


**Assignments (7-12 only):** This shows any assignments for the current day.

**Attendance:** This shows any absences the student has for the current day, including daily (K-12) and course attendance (7-12 only).


## Courses View

Click on the option in the Gold Header to view:

**Today's Schedule:** This tab shows courses for the current cycle day.

**Full Schedule:** This tab shows the schedule for all days, grouped by semester. By default, the current semester will be displayed. To view other semesters, press the  button.

## Contacts View

Click on contact list to view phone numbers. Click on the carrot  to view address information.

Click on Call Order to view the order in which contacts will be called in case of emergency.

## Grades View

This view will show all courses quarter grades. Click on the Quarter you wish to view.


Click on the course name to view grades and comments.

## Assignments View (7-12 only)

This view will show the student's assignments:

**By Date:** This tab shows assignments based on date, with the most recent at the top.

**By Course:** This tab shows assignments grouped by course, alphabetically then by date.

Use the **filter button**  to change the marking period being shown.

## **Attendance View**

This view will show the student's:

**Daily Attendance (K-12):** This tab shows all daily attendance, organized by date.

**Course Absences (7-12 only):** This tab shows all period absences.

## **Notifications for Graded Assignments (7-12 only)**

When an assignment is graded or modified by a teacher, users who have notifications enabled will receive a push notification. Notifications will not be sent if the score earned is not part of the grade calculation. (Exempt)

## **Enabling Notifications**

For Android, use the Settings area in the app to choose whether or not to receive notifications.

For iOS users, this is managed in the Notification Center in your device's Settings area.